



The Revival of Tradition

Introductory letter 2021-22

Theme 3- How We Organize Ourselves

Grade 1

16th August 2021

An inquiry into the interconnectedness of human made systems and communities and their impact on humankind and the environment.

Learners will be given opportunities to ponder over different means of transportation. They will also learn about the changes in transportation with time and will acquire knowledge on the road signs and symbols, and importance of safety measures on the road.

<p><u>Central Idea</u></p> <p>Transportation system develops over time for better connectivity.</p>	<p><u>Lines of Inquiry</u></p> <ul style="list-style-type: none">• Means of transportation• Changes in transportation overtime• Safety measures
<p><u>Learner Profile</u></p> <p>Principled- Learners will become principled by following safety measures.</p> <p>Caring- Learners will become caring towards the environment by conserving resources like fuel and by understanding the side effects of transportation.</p> <p><u>Approaches To Learning</u></p> <p>Thinking Skills- Learners will compare the vehicles of olden and present time (Transport system) through Venn diagram and identify the difference and similarity using their thinking skills.</p> <p>Self-management Skills- Learners will understand various safety measures to be followed while travelling on road thus developing their Self-Management Skills.</p> <p><u>Subject Focus</u></p> <p>Languages, Social studies, Maths, Arts.</p>	<p><u>Key Concepts</u></p> <p>Form-Learners will identify various means of transport as result of learning in this theme.</p> <p>Change-Learners will be able to differentiate between transport used in olden days and present time and understand changes overtime.</p> <p>Responsibility-Learners will become aware about the traffic rules and their responsibilities towards the environment.</p> <p><u>Related Concepts</u></p> <ul style="list-style-type: none">• Properties• Growth• Initiative

Home learning and Action

We seek your valuable cooperation for persuading your ward for fruitful learning.

- Talk to your child about different types of transport.
- Discuss with him/her about past and present time transport.
- Tell your child about safety measures to be taken while travelling.
- Converse with him/her about road safety and the responsibilities towards public transport.

Some useful sites which will help students to go further during inquiry are:

<https://youtu.be/r7ht0d6plfs>

<https://youtu.be/Gk8D7NviYWw>

<https://youtube/Gk8D7NviYWw>

<https://youtu.be/IPgmeUyFTnY>

https://youtu.be/25laUQ_oUyM

<https://youtu.be/rPL4B1keV10>

Thank You.

means of transportation



“Embrace the pace of your own growth.”

SANSKAR SCHOOL

GRADE- I

Assignment 22

Date: Monday, 16th August 2021

ENGLISH:





Introduction to pronoun (use of He, She, It, They)

Watch the video and do pages 20, 21 and 22 in resource book (Gul Mohar)

<https://youtu.be/gSdZ3FA2yLg>

Enjoying the Story
Draw lines to match these words to the pictures.

sunny	shiny	old	strong
-------	-------	-----	--------

1.  2.  3.  4. 

Grammar and Usage >>> pronouns — he, she, it, they

Read these sentences.

- Kapil sees Abu. He is Kapil's best friend.
- I will go and tell my mother. She is at home.
- Do you see that bridge? It is very old.
- Abu, Kapil and Uncle reach the river-bank. They stand near the river.

He = Abu It = bridge
She = Abu's mother They = Abu, Kapil and Uncle


He, she, it and they are pronouns. We use a pronoun in place of a noun.

- Kapil sees Abu. Abu is Kapil's friend.
 He
- Kapil sees Abu. ~~Abu~~ is Kapil's friend.

A | Read these sentences. Say who or what the word in colour is about.

1. Karan is at home. He is playing with his kitten.
He = Karan

2. Maya is in the garden. She is flying a kite.
She = _____



3. I like this drawing. It is colourful.

It = _____

4. Shoba and Samir are in the bus. They are going to school.

They = _____

5. Vineet is at the zoo. He is with his uncle.

He = _____

Read these sentences.

• She is packing her lunch-box.

• He is packing his bag.

• They are going to school.

He / She / It → is

They → are

B | Look at the pictures. Then, read the questions. Complete the answers with the correct words from the box.

He is She is It is They are

1. What is Priya doing?

She is painting a picture.



2. What is Ron doing?

_____ climbing a tree.



3. What are the men doing?

_____ digging a hole.




MATHS:

Arrange the data in table and present through a bar graph





Name : _____

Score : _____



Birthday Bash! - Bar Graph

Color the graph to show the count of each picture. Answer the questions.

5				
4				
3				
2				
1				
				

1) Which has the most?



2) Which has the fewest?



3) Which is fewer?



HINDI:

वीडियो के माध्यम से संज्ञा शब्दों को जाने ।

<https://youtu.be/CxBqwsiTnic>

क. चित्र को ध्यान से देखते हुए इसमें आए व्यक्ति ,वस्तु,स्थान, प्राणी के नामों को छांटकर लिखिए।





व्यक्ति -

वस्तु -

स्थान -

प्राणी -

ख. दिए गए संज्ञा शब्दों की सहायता से खाली स्थान भरो।

फूल, पक्षी, पुस्तकें, मोर, कोयल

क. मेरे पास दो _____ हैं।

ख. _____ मीठा गाती है।

ग. _____ बहुत सुंदर होता है।

घ. पेड़ पर _____ बैठे हैं।

ड. बगीचे में _____ खिले हैं।

UOI:

Do the given work on a coloured sheet

Unwrapping of Theme - How we Organize Ourselves

Task: Observe the given pictures and put a tick (✓) for the ones that show - how to be organized and a cross (X) for others.

<p>1.</p> 	<p>2.</p> 	<p>3.</p> 
<p>4.</p> 	<p>5.</p> 	<p>6.</p> 

PSPE:

Watch the video to learn some basic fitness exercises.

<https://youtu.be/6ShOKYeD2t4>

MUSIC:

<i>Theme</i>	H.W.O.O.
<i>Topic</i>	Transportation
<i>Central Idea</i>	Transportation system develops over time for better connectivity

देश मेरा यह सबसे न्यारा

कितना सुंदर कितना प्यारा

झर झर करते निर्मल झरने

गीत खुशी के गाएं

सर सर करती हवा चले तो

पेड़ खड़े लहराए

बारी बारी ऋतुएं आती

अपनी छटा दिखलाती

फल फलो से भरे बगीचे

चिड़िया मीठे गीत सुनती